



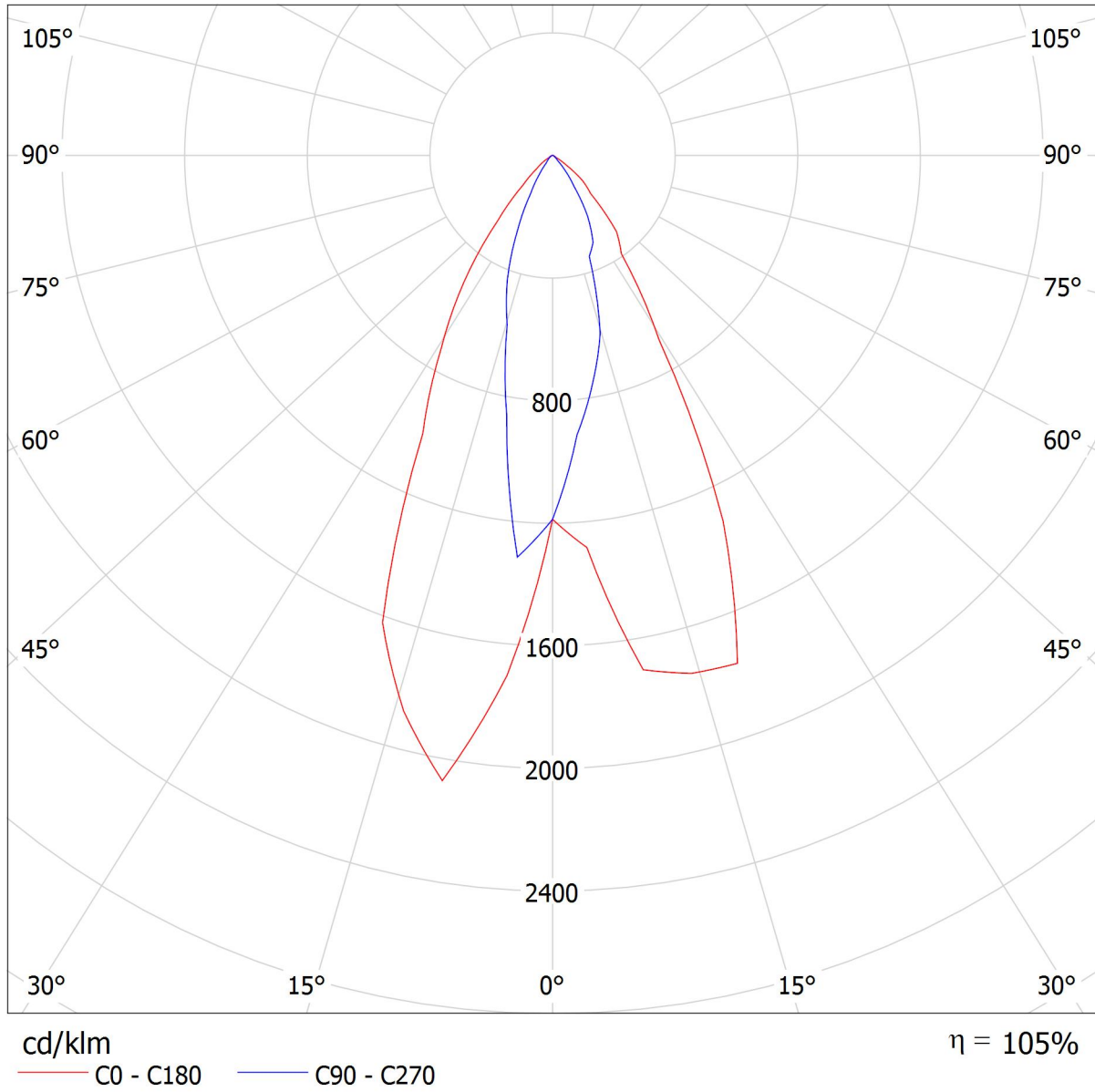
SHINZ GLOBAL SDN BHD

N0.5 Jalan BPU 8 ,Bandar Puchong Utama
47100 Puchong , Selangor

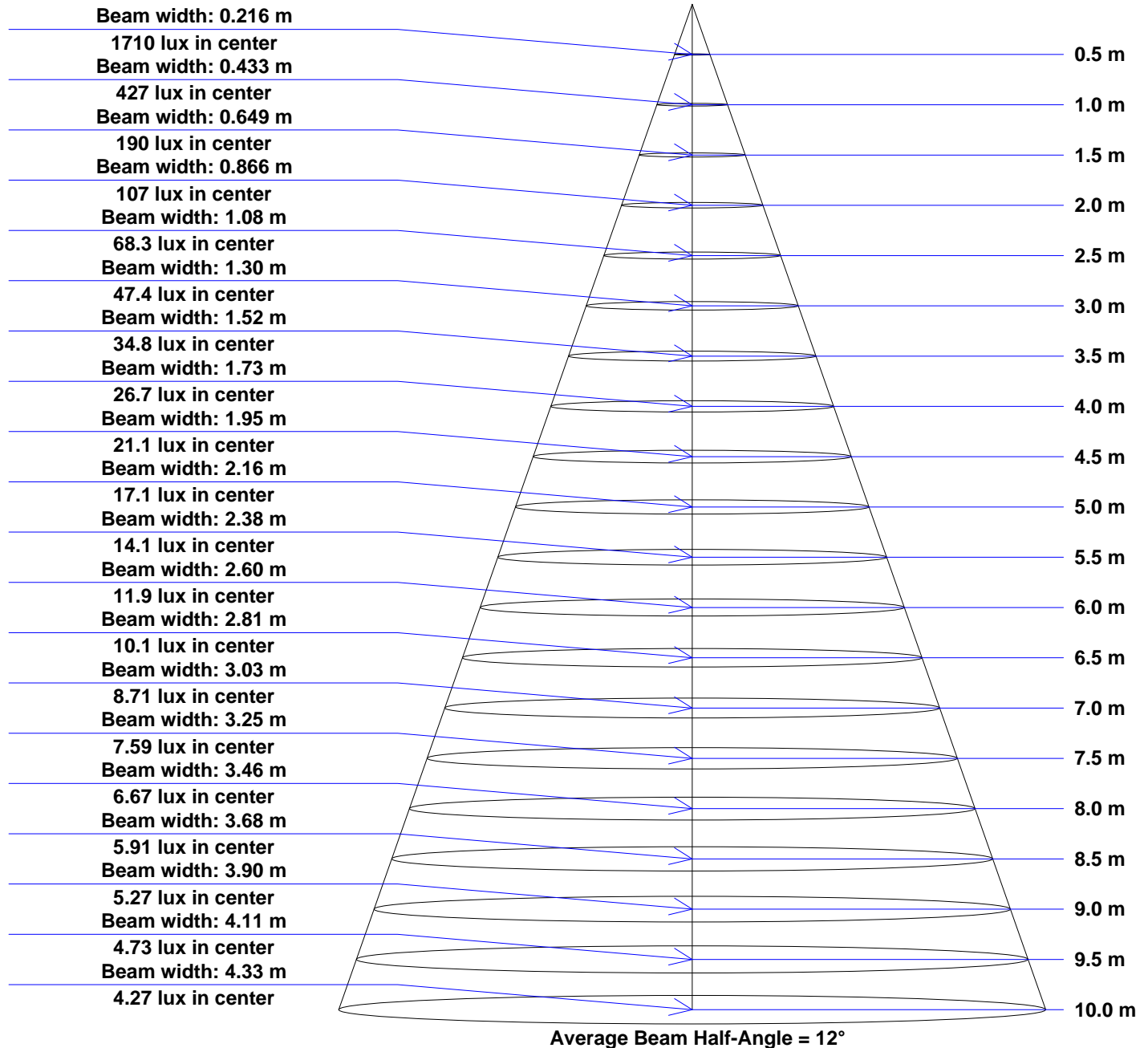
Operator T C CHAN
Telephone 012-3396090
Fax
e-Mail dannychan2944@qq.com

SHINZ TE-22ST (W) EMERGENCY LIGHT / LDC (Polar)

Luminaire: SHINZ TE-22ST (W) EMERGENCY LIGHT
Lamps: 1 x LED



Cone Lux Levels





SHINZ GLOBAL SDN BHD

N0.5 Jalan BPU 8 ,Bandar Puchong Utama
47100 Puchong , Selangor

Operator T C CHAN
Telephone 012-3396090
Fax
e-Mail dannychan2944@qq.com

SHINZ TE-22ST (W) EMERGENCY LIGHT / Data sheet emergency lighting

Luminaire: SHINZ TE-22ST (W) EMERGENCY LIGHT

Lamps: 1 x LED

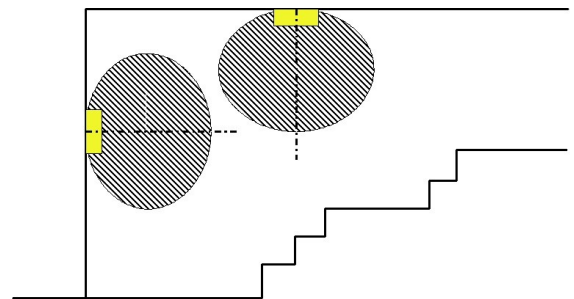
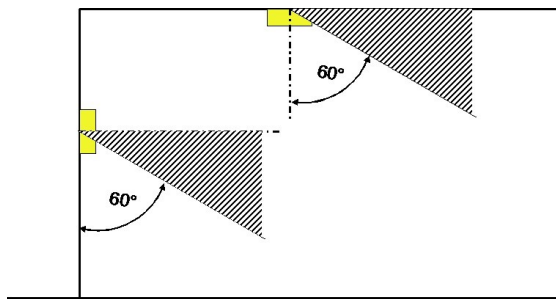
Color rendering index: 0

Luminous flux: 233 lm
Correction Factor: 1.000
Emergency lighting factor: 1.00
Emergency lighting luminous flux: 233 lm

Light output ratio: 104.78
Light output ratio (lower hemisphere): 100.00
Light output ratio (upper hemisphere): 0.00

Glare valuation (Maximum luminous intensity [cd])

	C0	C90	C0 - C360
Gamma 60° - 90°	3.4	1.6	4.5
Gamma 0° - 180°	410.5	276.4	487.1



Distance table for even escape routes

Mounting Height [m]

Mounting Height [m]					
2.00	2.27	5.03	4.18	3.62	1.66
3.00	3.13	7.10	5.98	4.85	2.21
4.00	3.69	8.30	6.97	5.76	2.60
5.00	4.15	9.51	7.92	6.55	2.87
6.00	4.19	10.62	8.71	7.16	2.92
7.00	4.58	11.35	9.12	7.61	2.53
8.00	4.87	12.07	9.67	7.56	2.61
9.00	5.12	12.66	10.10	7.60	2.59
10.00	5.42	13.31	10.48	7.68	2.37

The spacing table is based on the following parameters:

- Light loss factor: 0.72
- Emergency lighting factor: 1.00
- Minimum illuminance on center line: 1.00 lx
- Minimum illuminance on half of escape route width: 0.50 lx
- Diversity on the center line max. 40 : 1
- Width of escape route: 2.00 m